

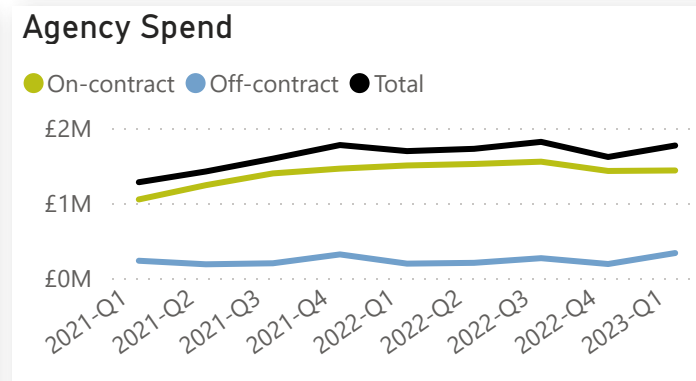
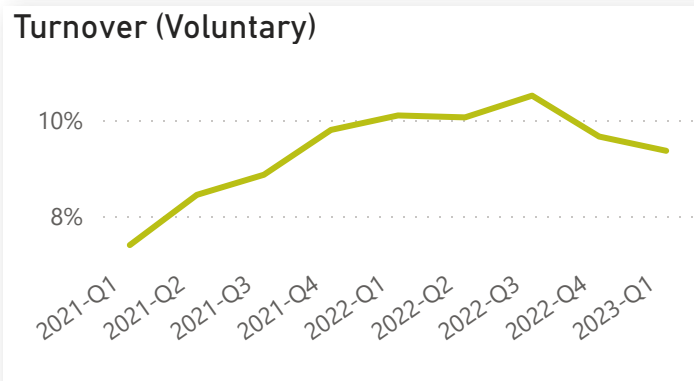
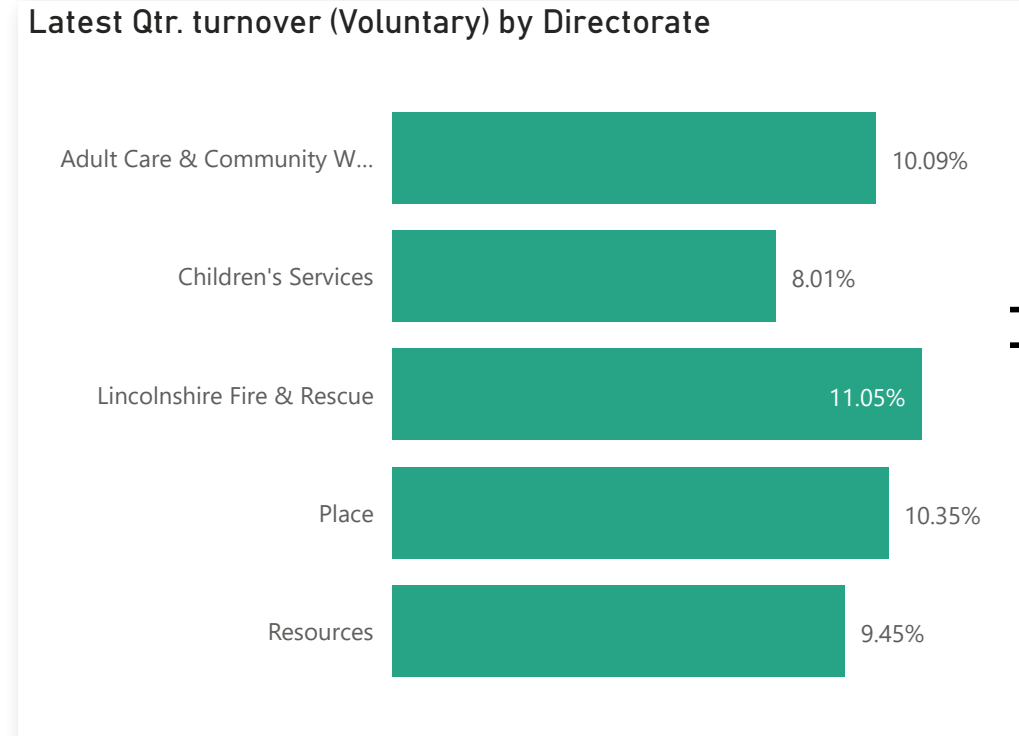
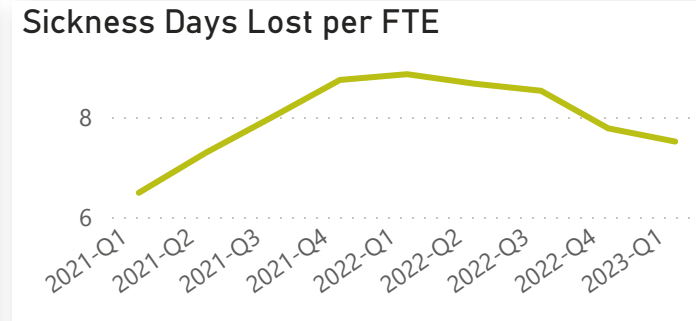
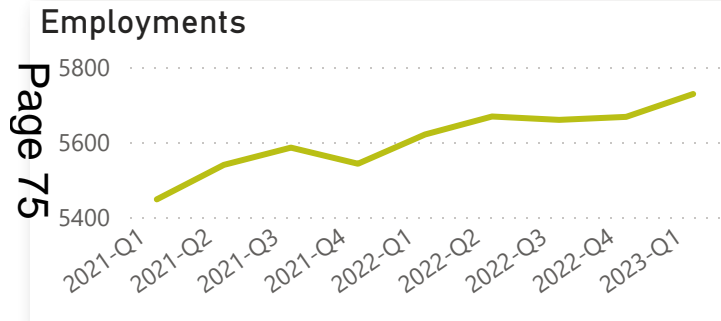
# HRMI for LCC by quarter from 2021-Q1

Financial Year - Quarter	Employments
2021-Q1	5447
2021-Q2	5539
2021-Q3	5585
2021-Q4	5542
2022-Q1	5620
2022-Q2	5668
2022-Q3	5659
2022-Q4	5667
2023-Q1	5728

Financial Year - Quarter	Sickness Days Lost per FTE
2021-Q1	6.48
2021-Q2	7.29
2021-Q3	8.01
2021-Q4	8.74
2022-Q1	8.86
2022-Q2	8.67
2022-Q3	8.52
2022-Q4	7.77
2023-Q1	7.51

Financial Year - Quarter	Turnover (Voluntary)
2021-Q1	7.39%
2021-Q2	8.44%
2021-Q3	8.86%
2021-Q4	9.79%
2022-Q1	10.09%
2022-Q2	10.05%
2022-Q3	10.51%
2022-Q4	9.66%
2023-Q1	9.36%

Financial Year - Quarter	On-contract Agency Spend	Off-contract Agency Spend	Total Agency Spend
2021-Q1	£1,047,092	£229,914.2	£1,277,006
2021-Q2	£1,237,652	£182,698.3	£1,420,351
2021-Q3	£1,394,639	£196,219.6	£1,590,858
2021-Q4	£1,458,294	£314,447.1	£1,772,741
2022-Q1	£1,500,416	£191,424.3	£1,691,840
2022-Q2	£1,520,141	£202,096.7	£1,722,237
2022-Q3	£1,550,928	£264,240.8	£1,815,169
2022-Q4	£1,427,076	£186,480.6	£1,613,556
2023-Q1	£1,433,890	£332,766.2	£1,766,656



This page is intentionally left blank